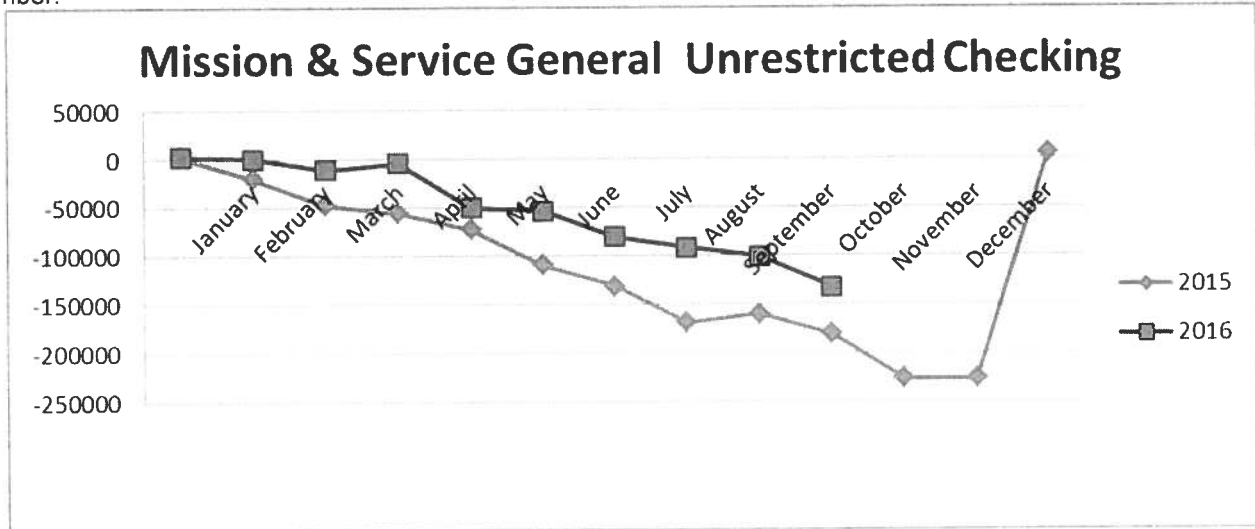


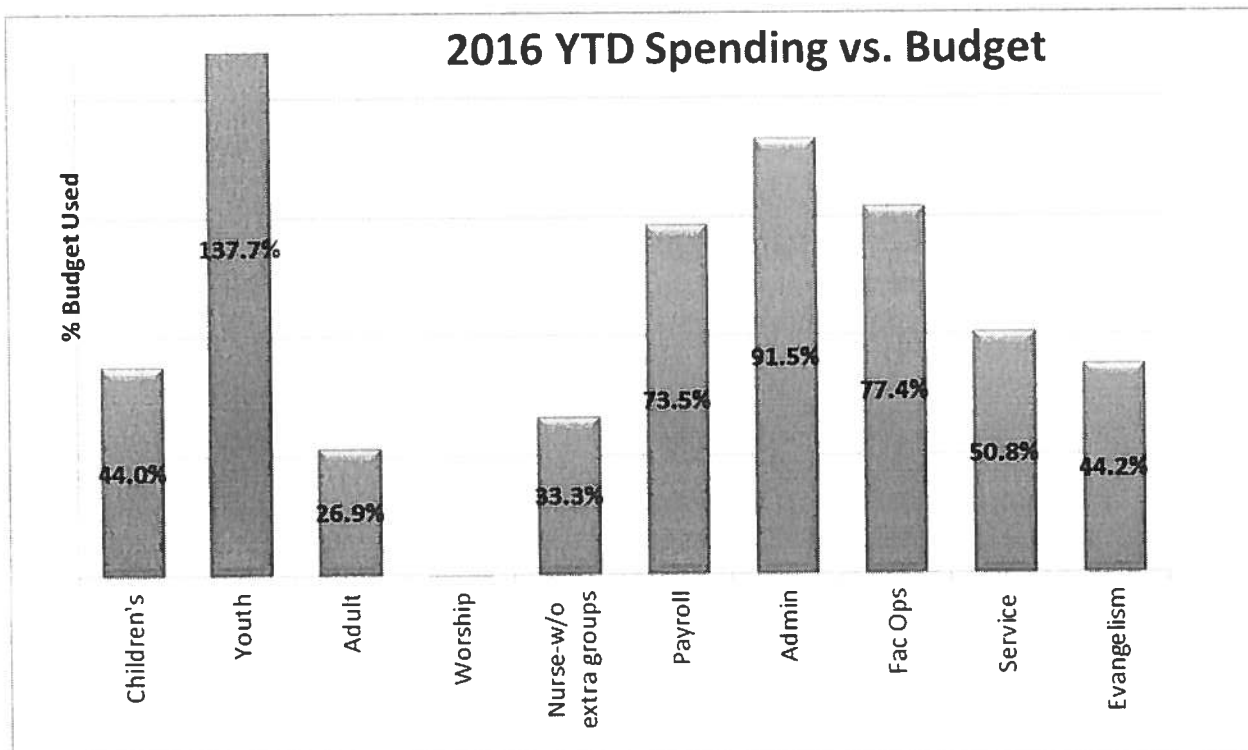
Desert Cross Financial Report October, 2016

Financial Review

The available cash in total General Fund All Mission & Service accounts at 9/30/16 is (115,564.20) and (the Unrestricted General Fund (133,002.81) These numbers for September reflect that there were 3 paydays in September, 2016, and 2 accounts payable check runs in September, 2016, with only 4 Sundays. The expenses were 31,963.25 higher than revenues for September.



Total general fund spending for all of the departments is at 71% which is a little below for the budget. With September being the 9th month of the year, the percentage of the total budget used should run 75.0% it should also be noted Youth still higher than budget to month 137.7% with summer activities Campfirmation and Beach Camp, the expenses are showing below budget, but the revenue for the activities are also below budget. Parish Nurse shows 33.3% showing some activity for this department at mid-year, also watches over Stephen Ministries which shows no activity as of 9/30/16, Women's Group which is new has revenue of 58.00 and expenses at 90.76 for summer activities, and MOPs (Mothers of Preschoolers) an outside activity not reported in the Nurse budget, but would show as a negative % on the chart, due to no budget set for MOPs s/b total pass-thru self-supporting; with the Nurse just over seeing project/activity. Payroll records are just below the 73.5% mark for the expected total year to date, Administration as 91.5% having used almost double the entire computer budget for the year but other expenses are running where expected for the year.



Desert Cross Lutheran Church

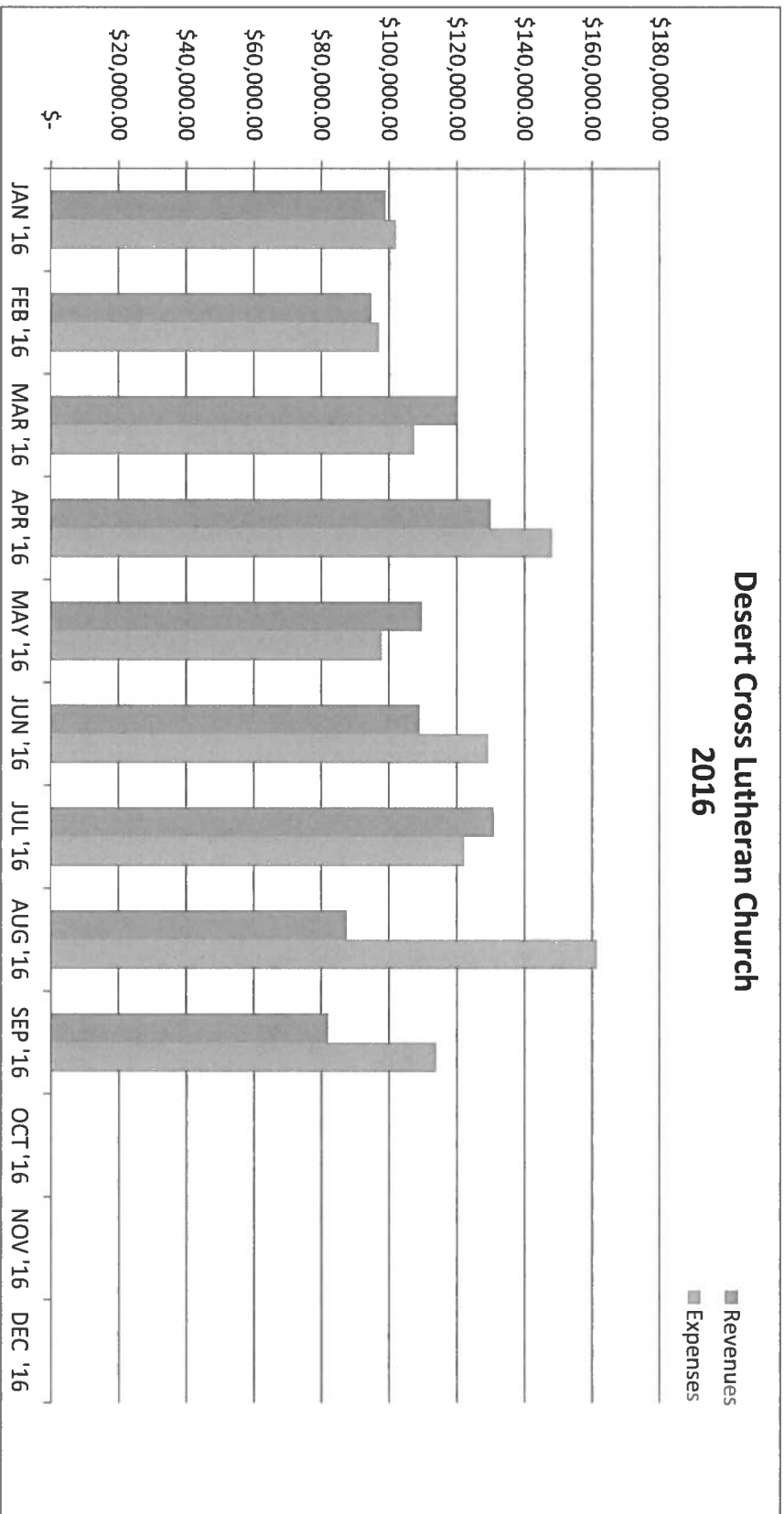
2016 YTD Revenue vs. Expenses

	2016						YTD Total		YTD
	JUL '16	AUG '16	SEP '16	OCT '16	NOV '16	DEC '16	2016	2015	
Revenue									
Mission & Service	\$ 68,089.91	\$ 62,283.31	\$ 61,451.11	\$ -	\$ -	\$ -	\$ 623,076.66	\$ 577,555.00	
Facilities	\$ 17,034.58	\$ 15,095.70	\$ 13,516.60	\$ -	\$ -	\$ -	\$ 140,551.96	\$ 164,182.31	
Hunger Jar/Outreach	\$ 2,058.78	\$ 2,836.18	\$ 403.26	\$ -	\$ -	\$ -	\$ 22,636.70	\$ 27,254.78	
Programs & Worship	\$ 1,735.74	\$ 735.00	\$ 2,094.45	\$ -	\$ -	\$ -	\$ 50,396.63	\$ 34,167.90	
Other	\$ 157.40	\$ 966.33	\$ 1,135.20	\$ -	\$ -	\$ -	\$ 6,111.59	\$ 93,113.43	
Special Gifts	\$ 1,203.33	\$ 2,665.00	\$ 563.33	\$ -	\$ -	\$ -	\$ 56,422.82	\$ 5,831.00	
Endowment In	\$ 35,188.38	\$ -	\$ -	\$ -	\$ -	\$ -	\$ 35,188.38	\$ -	
Niche Sales	\$ 100.00	\$ 100.00	\$ 100.00	\$ -	\$ -	\$ -	\$ 2,875.00	\$ 3,900.00	
Rent	\$ 5,405.00	\$ 2,915.00	\$ 2,840.00	\$ -	\$ -	\$ -	\$ 26,297.50	\$ 31,235.00	
Total Revenue	\$ 130,973.12	\$ 87,596.52	\$ 82,103.95	\$ -	\$ -	\$ -	\$ 963,557.24	\$ 937,239.42	
Expenses									
Operations	\$ 15,313.81	\$ 10,030.03	\$ 12,499.04	\$ -	\$ -	\$ -	\$ 101,256.22	\$ 114,614.44	
Administration	\$ 3,595.78	\$ 2,605.45	\$ 1,616.11	\$ -	\$ -	\$ -	\$ 34,761.66	\$ 24,150.85	
Programs & Worship	\$ 8,278.54	\$ 2,868.27	\$ 3,528.76	\$ -	\$ -	\$ -	\$ 59,873.71	\$ 64,007.73	
Payroll	\$ 60,173.28	\$ 60,985.66	\$ 82,368.15	\$ -	\$ -	\$ -	\$ 626,333.57	\$ 604,776.26	
Other	\$ 998.10	\$ 45,529.56	\$ (259.92)	\$ -	\$ -	\$ -	\$ 47,202.96	\$ 50,803.21	
Mortgages	\$ 7,627.66	\$ 7,627.66	\$ 7,627.66	\$ -	\$ -	\$ -	\$ 69,074.30	\$ 69,606.00	
Facilities	\$ 175.91	\$ 25,051.42	\$ 1,828.84	\$ -	\$ -	\$ -	\$ 42,625.46	\$ 27,130.53	
Endowment Out	\$ 19,600.00	\$ 3,375.00	\$ 1,000.00	\$ -	\$ -	\$ -	\$ 34,536.00	\$ -	
Benevolence	\$ 3,220.93	\$ -	\$ 3,399.50	\$ -	\$ -	\$ -	\$ 39,587.25	\$ 55,442.61	
Mission and Service	\$ 3,172.69	\$ 3,412.14	\$ 375.00	\$ -	\$ -	\$ -	\$ 24,396.23	\$ 22,687.72	
Total Expenses	\$ 122,156.70	\$ 161,485.19	\$ 113,983.14	\$ -	\$ -	\$ -	\$ 1,079,647.36	\$ 1,033,219.35	
Difference	\$ 8,816.42	\$ (73,888.67)	\$ (31,879.19)	\$ -	\$ -	\$ -	\$ (116,090.12)	\$ (95,979.93)	
2016 Giving Units	500	511	530	-	-	-	564	594	
2015 Giving Units	498	510	539	549	564	583			

NOTES: Most of the \$31,879.19 is on account of the 3rd Payroll in September.
Fund Giving Remains higher than last year, but dropped another \$10K to about \$20K higher.
Giving Units is now 9 less than last year.

Last Updated by Doug: 10/07/16

Desert Cross Lutheran Church 2016



Desert Cross Lutheran Church

2016 YTD Revenue vs. Expenses

	JAN '16	FEB '16	MAR '16	APR '16	MAY '16	JUN '16	YTD 2016	YTD 2015
Revenue								
Mission & Outreach	\$ 75,503.86	\$ 68,729.32	\$ 79,618.64	\$ 68,869.50	\$ 73,942.33	\$ 64,588.68	\$ 431,252.33	\$ 393,913.06
Facilities	\$ 17,529.78	\$ 16,662.70	\$ 15,349.40	\$ 14,894.50	\$ 16,829.00	\$ 13,639.70	\$ 94,905.08	\$ 111,104.73
Hunger Jar/Outreach	\$ 3,044.64	\$ 2,143.20	\$ 2,214.49	\$ 2,824.24	\$ 2,681.04	\$ 4,430.87	\$ 17,338.48	\$ 14,682.46
Programs & Worship	\$ 1,854.30	\$ 1,276.80	\$ 3,508.93	\$ 9,972.50	\$ 7,862.51	\$ 21,356.40	\$ 45,831.44	\$ 31,828.58
Other	\$ 0.01	\$ 844.02	\$ 600.00	\$ 1,316.22	\$ 1,092.41	\$ -	\$ 3,852.66	\$ 42,916.43
Special Gifts	\$ -	\$ 555.00	\$ 15,564.96	\$ 27,859.54	\$ 5,418.33	\$ 2,593.33	\$ 51,991.16	\$ 5,076.00
Endowment In	\$ -	\$ -	\$ -	\$ -	\$ -	\$ -	\$ -	\$ -
Niche Sales	\$ 100.00	\$ 100.00	\$ 100.00	\$ 2,050.00	\$ 125.00	\$ 100.00	\$ 2,575.00	\$ 1,950.00
Rent	\$ 1,012.50	\$ 4,510.00	\$ 3,165.00	\$ 2,205.00	\$ 1,855.00	\$ 2,390.00	\$ 15,137.50	\$ 22,325.00
Total Revenue	\$ 99,045.09	\$ 94,821.04	\$ 120,121.42	\$ 129,991.50	\$ 109,805.62	\$ 109,098.98	\$ 662,883.65	\$ 623,796.26
Expenses								
Operations	\$ 13,314.14	\$ 10,024.08	\$ 8,380.19	\$ 11,051.07	\$ 10,568.96	\$ 10,074.90	\$ 63,413.34	\$ 73,668.31
Administration	\$ 3,304.43	\$ 2,974.29	\$ 4,663.80	\$ 7,603.90	\$ 2,802.57	\$ 5,595.33	\$ 26,944.32	\$ 19,586.73
Programs & Worship	\$ 1,998.44	\$ 1,372.67	\$ 4,443.37	\$ 10,208.56	\$ 3,263.04	\$ 23,912.06	\$ 45,198.14	\$ 47,133.78
Payroll	\$ 66,276.40	\$ 65,274.87	\$ 66,134.72	\$ 93,572.11	\$ 64,179.07	\$ 67,369.31	\$ 422,806.48	\$ 415,479.90
Other	\$ 650.06	\$ -	\$ 100.00	\$ -	\$ 85.16	\$ 100.00	\$ 935.22	\$ 23,065.38
Mortgages	\$ 7,734.00	\$ 7,734.00	\$ 7,734.00	\$ 7,734.00	\$ 7,627.66	\$ 7,627.66	\$ 46,191.32	\$ 46,404.00
Facilities	\$ 2,426.82	\$ 503.78	\$ 348.52	\$ 9,070.27	\$ 2,417.92	\$ 801.98	\$ 15,569.29	\$ 18,659.69
Endowment Out	\$ -	\$ 1,600.00	\$ -	\$ -	\$ 1,586.00	\$ 7,375.00	\$ 10,561.00	\$ -
Benevolence	\$ 5,701.89	\$ 5,701.89	\$ 10,696.66	\$ 3,768.53	\$ 3,400.73	\$ 3,697.12	\$ 32,966.82	\$ 43,638.20
Mission and Service	\$ 675.00	\$ 1,932.45	\$ 5,020.62	\$ 5,083.93	\$ 2,003.54	\$ 2,720.86	\$ 17,436.40	\$ 17,273.99
Total Expenses	\$ 102,081.18	\$ 97,118.03	\$ 107,521.88	\$ 148,092.37	\$ 97,934.65	\$ 129,274.22	\$ 682,022.33	\$ 704,909.98
Difference	\$ (3,036.09)	\$ (2,296.99)	\$ 12,599.54	\$ (18,100.87)	\$ 11,870.97	\$ (20,175.24)	\$ (19,138.68)	\$ (81,113.72)
2016 Giving Units	300	352	408	438	460	494	494	494
2015 Giving Units	285	343	378	421	446	490	490	490

Last Updated by Doug:

07/07/16

NOTES: Fund Giving Remains higher than last year, by just over \$20K.

Giving Units are now pretty much dead even, mostly due to programming fees I believe.

DESERT CROSS LUTHERAN CHURCH
FINANCIAL REPORT

2016	REGULAR GIVING			OPERATING EXPENSES			SAVINGS/LOSS		
	Actual Dollars	Budgeted Dollars	Var to BD	Actual Dollars	Budgeted Dollars	Var to BD	Actual Dollars	Budgeted Dollars	Var to BD
January	\$ 96,000	\$ 92,000	\$ 4,000	\$ 103,667	\$ 91,000	\$ 12,667	\$ (7,667)	\$ 1,000	\$ (8,667)
February	\$ 93,571	\$ 91,000	\$ 2,571	\$ 94,211	\$ 97,000	\$ (2,789)	\$ (640)	\$ (6,000)	\$ 5,360
March	\$ 101,742	\$ 110,000	\$ (8,258)	\$ 94,163	\$ 95,000	\$ (837)	\$ 7,579	\$ 15,000	\$ (7,421)
QTD	\$ 291,313	\$ 293,000	\$ (1,687)	\$ 292,041	\$ 283,000	\$ 9,041	\$ (728)	\$ 10,000	\$ (10,728)
April	\$ 98,114	\$ 90,000	\$ 8,114	\$ 143,633	\$ 130,000	\$ 13,633	\$ (45,519)	\$ (40,000)	\$ (5,519)
May	\$ 104,700	\$ 102,000	\$ 2,700	\$ 94,105	\$ 102,000	\$ (7,895)	\$ 10,595	\$ -	\$ 10,595
June	\$ 109,099	\$ 103,000	\$ 6,099	\$ 119,703	\$ 110,000	\$ 9,703	\$ (10,604)	\$ (7,000)	\$ (3,604)
QTD	\$ 311,913	\$ 295,000	\$ 16,913	\$ 357,441	\$ 342,000	\$ 15,441	\$ (45,528)	\$ (47,000)	\$ 1,472
July	\$ 94,666	\$ 78,000	\$ 16,666	\$ 102,153	\$ 95,000	\$ 7,153	\$ (7,487)	\$ (17,000)	\$ 9,513
August	\$ 84,132	\$ 90,000	\$ (5,868)	\$ 111,418	\$ 100,000	\$ 11,418	\$ (27,286)	\$ (10,000)	\$ (17,286)
September	\$ 81,061	\$ 91,000	\$ (9,939)	\$ 113,723	\$ 115,000	\$ (1,277)	\$ (32,662)	\$ (24,000)	\$ (8,662)
QTD	\$ 259,859	\$ 259,000	\$ 859	\$ 327,294	\$ 310,000	\$ 17,294	\$ (67,435)	\$ (51,000)	\$ (16,435)
October	\$ -	\$ 102,000		\$ -	\$ 104,000		\$ -		\$ -
November	\$ -	\$ 115,000		\$ -	\$ 104,000				\$ -
December	\$ -	\$ 190,000		\$ -	\$ 111,000		\$ -		\$ -
QTD	\$ -	\$ 407,000	\$ -	\$ -	\$ 319,000	\$ -	\$ -	\$ -	\$ -
YEAR TO DATE	\$ 863,085	\$ 1,254,000	\$ 16,085	\$ 976,776	\$ 1,254,000	\$ 41,776	\$ (113,691)	\$ (88,000)	\$ (25,691)
2016 BUDGET TOTAL		\$ 1,254,000			\$ 1,254,000			\$ -	
2016 PROJECTED TOTAL		\$ 1,270,085			\$ 1,295,776			\$ (25,691)	

NOTES	Total	Adjustments	Actual \$	Description
January Inc.	\$ 99,045	\$ (3,045)	\$ 96,000	Hunger jars removed. There were 5 Sundays in January
Exp.	\$ 102,081	\$ 1,586	\$ 103,667	Software glitch...false report of \$ to depreciation schedule (added negative #).
February Inc.	\$ 94,821	\$ (1,250)	\$ 93,571	January Special Hunger Jar added (for Refugee) removed Feb Hungers and Soul to Sole
Exp.	\$ 97,118	\$ (2,907)	\$ 94,211	Added expensed Endowment money and World Hunger money back into expenses
March Inc.	\$ 120,121	\$ (18,380)	\$ 101,742	Special gifts were removed as were hunger jars
Exp.	\$ 107,522	\$ (13,359)	\$ 94,163	added 2 month's salary and hunger jar back in
April Inc.	\$ 129,992	\$ (31,877)	\$ 98,114	MOPS, Capital Funds, and hunger jars removed. Special Gifts were added back in.
Exp.	\$ 148,092	\$ (4,459)	\$ 143,633	added back in Hunger and Special Hunger Jars.
May Inc.	\$ 109,806	\$ (5,105)	\$ 104,700	Hunger Jars removed. Special Gifts and Capital Funds removed
Exp.	\$ 97,935	\$ (3,830)	\$ 94,105	Added back in HJ & SHJ. Added non DCLC expenses back in for MOPS and Women's
June Inc.	\$ 109,099	\$ (3,649)	\$ 105,450	Hunger Jars removed. Special Gifts and Capital Funds removed
Exp.	\$ 129,274	\$ (9,571)	\$ 119,703	Special Hunger Jar and Phantom Endowment Money added back in
July Inc.	\$ 130,973	\$ (36,307)	\$ 94,666	Hunger Jars removed. Special Gifts, Endowment and Capital Funds removed + Tax refund
Exp.	\$ 122,157	\$ (20,004)	\$ 102,153	Special Hunger Jar, Tax Refund, Capital Campaign, and Endowment added back in
August Inc.	\$ 87,597	\$ (3,465)	\$ 84,132	Hunger Jars removed. Special Gifts and Capital Funds removed
Exp.	\$ 161,485.19	\$ (50,067)	\$ 111,418	Special Hunger Jar, Construction payment and Endowment added back in
September Inc.	\$ 82,103.95	\$ (1,043.21)	\$ 81,061	Hunger Jars removed. Special Gifts and Capital Funds removed
Exp.	\$ 113,983.14	\$ (259.92)	\$ 113,723	Special Hunger Jar and Endowment added back in
October Inc.			\$ -	
Exp.			\$ -	
November Inc.			\$ -	
Exp.			\$ -	
December Inc.			\$ -	
Exp.			\$ -	

USE: This report is for Finance Committee to see Contributions vs. Expenses as they relate to the budget unfolding over the year. Notes above will explain difference to cash flow sheet.

**SUMMARY FIANCIAL REPORT
2016**

Month	Regular Giving	Operating Expenses	Variance
	Actual Dollars	Actual Dollars	Actual Dollars
January	\$ 96,000	\$ 103,667	\$ (7,667)
February	\$ 93,571	\$ 94,211	\$ (640)
March	\$ 101,742	\$ 94,163	\$ 7,579
1st Quarter	\$ 291,313	\$ 292,041	\$ (727)
April	\$ 98,114	\$ 143,633	\$ (45,519)
May	\$ 104,700	\$ 94,105	\$ 10,595
June	\$ 109,099	\$ 119,703	\$ (10,604)
2nd Quarter	\$ 311,913	\$ 357,441	\$ (45,528)
July	\$ 94,666	\$ 102,153	\$ (7,487)
August	\$ 84,132	\$ 111,418	\$ (27,286)
September	\$ 81,061	\$ 113,723	\$ (32,662)
3rd Quarter	\$ 259,859	\$ 327,294	\$ (67,435)
October	\$ -	\$ -	\$ -
November	\$ -	\$ -	\$ -
December	\$ -	\$ -	\$ -
4th Quarter	\$ -	\$ -	\$ -
Year To Date	\$ 863,085	\$ 976,776	\$ (113,690)

Month's Order of Variance Dollars	
May	\$ 10,595
March	\$ 7,579
February	\$ (640)
July	\$ (7,487)
January	\$ (7,667)
June	\$ (10,604)
August	\$ (27,286)
April	\$ (45,519)
September	\$ (67,435)
November	\$ -
December	\$ -
October	\$ -
Shooting for Zero	\$ (148,464)
	\$ -

USE: This report is for the Finance Committee and is a snapshot of the budget variance report aka Financial Report which is adjusted from the PNL called Revenue vs Expenses.

DCLC Current Assets

2016 August

Assets	9/30/2016	8/31/2016	1/1/2016
Current Liquid Assets			
Cash Mission & Outreach (General)	\$ (133,002.81)	\$ (101,059.56)	\$ 8,000.00
Cash Restricted (M&O - General)	\$ 14,635.38	\$ 15,058.42	\$ 5,946.20
Gilbert Remodel Campaign Restricted	\$ 9,650.87	\$ 10,844.13	\$ -
Special Gifts (Lottes Fundraiser)	\$ -	\$ -	\$ -
Service and Outreach General	\$ (5,181.64)	\$ (4,806.64)	\$ -
Hunger Jar	\$ 3,219.44	\$ 1,843.96	\$ -
Special Hunger Jar	\$ 20.00	\$ 992.22	\$ -
Refugee Support	\$ 99.71	\$ 99.71	\$ 51.28
I-Help	\$ 944.79	\$ 944.79	\$ 894.79
Mothers of Preschoolers (MOPS)	\$ 3,339.82	\$ 2,255.32	\$ 3,005.48
Pastor's Discretionary	\$ 361.11	\$ 361.11	\$ -
Prop Memorial Garden	\$ 2,760.00	\$ 2,660.00	\$ -
Facilities Fund (Property)	\$ 5,907.94	\$ 1,847.84	\$ 1.00
Facility Reserves/Gift	\$ 0.01	\$ 0.01	\$ 0.01
Prop Community Garden	\$ 5,000.00	\$ 5,000.00	\$ 5,000.00
Prop Campus Capital Campaign	\$ 4,755.65	\$ 2,099.19	\$ 5,210.45
Prop Restricted Land Sales	\$ 79,497.92	\$ 79,497.92	\$ 63,908.19
Facility Restricted (Property)	\$ 500.00	\$ 500.00	\$ 500.00
Sub Total (Checking Account)	\$ (7,491.81)	\$ 18,138.42	\$ 92,517.40
MIF Investments (Property)	\$ 940.83	\$ 940.83	\$ 890.13
Brokerage (Property)	\$ 500.03	\$ 500.03	\$ 16,120.00
Savings Account for PayPal	\$ 100.03	\$ 100.03	\$ 100.01
Petty Cash (General)	\$ 100.00	\$ 100.00	\$ 100.00
Total Current Assets (Other Accounts)	\$ (5,850.92)	\$ 19,779.31	\$ 109,727.54
Long-Term Assets			
Endowment Fund A	\$ 487,458.87	\$ 487,458.87	\$ 508,857.55
Endowment Checking (Chicago)	\$ 2,501.54	\$ 2,501.54	\$ 2,677.33
CHASE Endowment (Phoenix)	\$ 13,642.34	\$ 14,642.34	\$ 8,028.96
Total Long-term Assets	\$ 503,602.75	\$ 504,602.75	\$ 519,563.84
Total Liquid and Long-term Assets	\$ 497,751.83	\$ 524,382.06	\$ 629,291.38
Chart of Accounts	\$ (7,491.81)	\$ 18,138.42	\$ 92,517.40
Endowment's part of the Chart of Accounts	\$ 13,642.34	\$ 14,642.34	\$ 8,028.96
CHASE Checking Account Balance	\$ 6,150.53	\$ 32,780.76	\$ 100,546.36