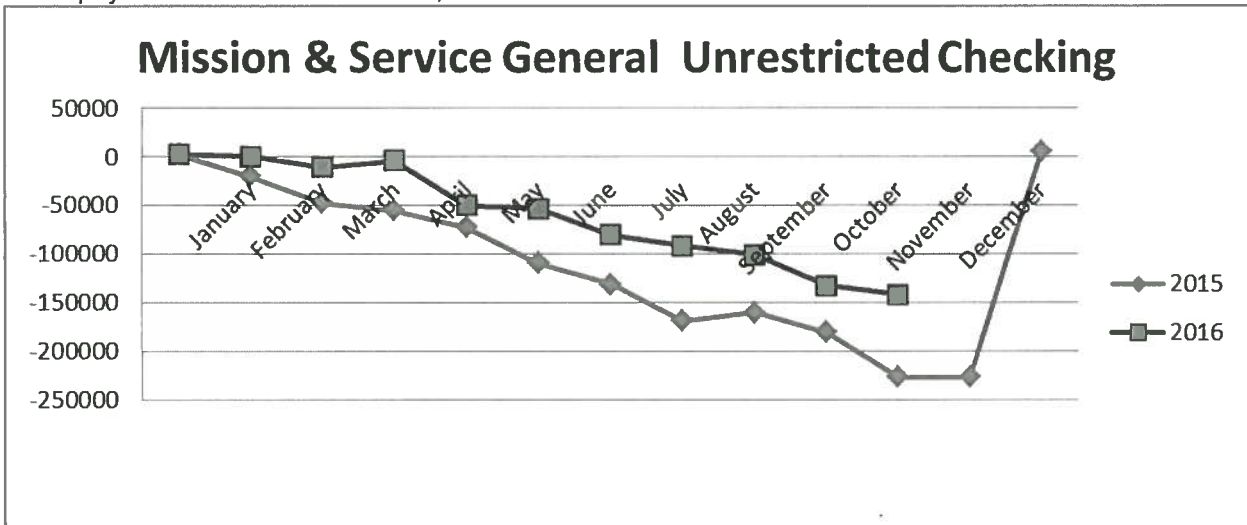


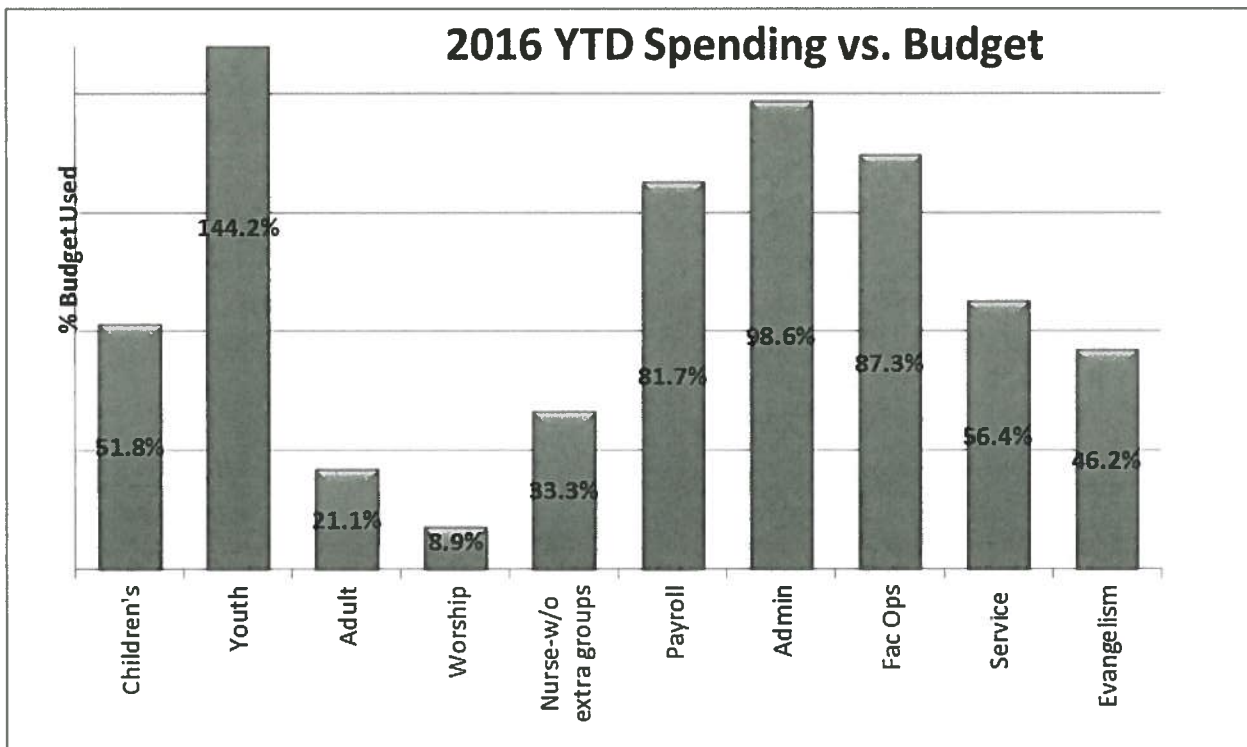
## Desert Cross Financial Report November, 2016

### Financial Review

The available cash in total General Fund All Mission & Service accounts at 10/31/16 is (120,531.41) and (the Unrestricted General Fund (141,946.28) These numbers for October reflect that there were 2 paydays in October, 2016, and 5 Sundays, 2 Friday accounts payable check runs in October, 2016.



Total general fund spending for all of the departments is at 79% which a little below for the budget. With October being the 10th month of the year, the percentage of the total budget used should run 83.3%. Youth is higher at 144.2% with revenue and expenses below budget. Payroll records are just below the mark at 81.7% and Administration is 98.6% having used almost double the entire computer budget for the year.



# Desert Cross Lutheran Church

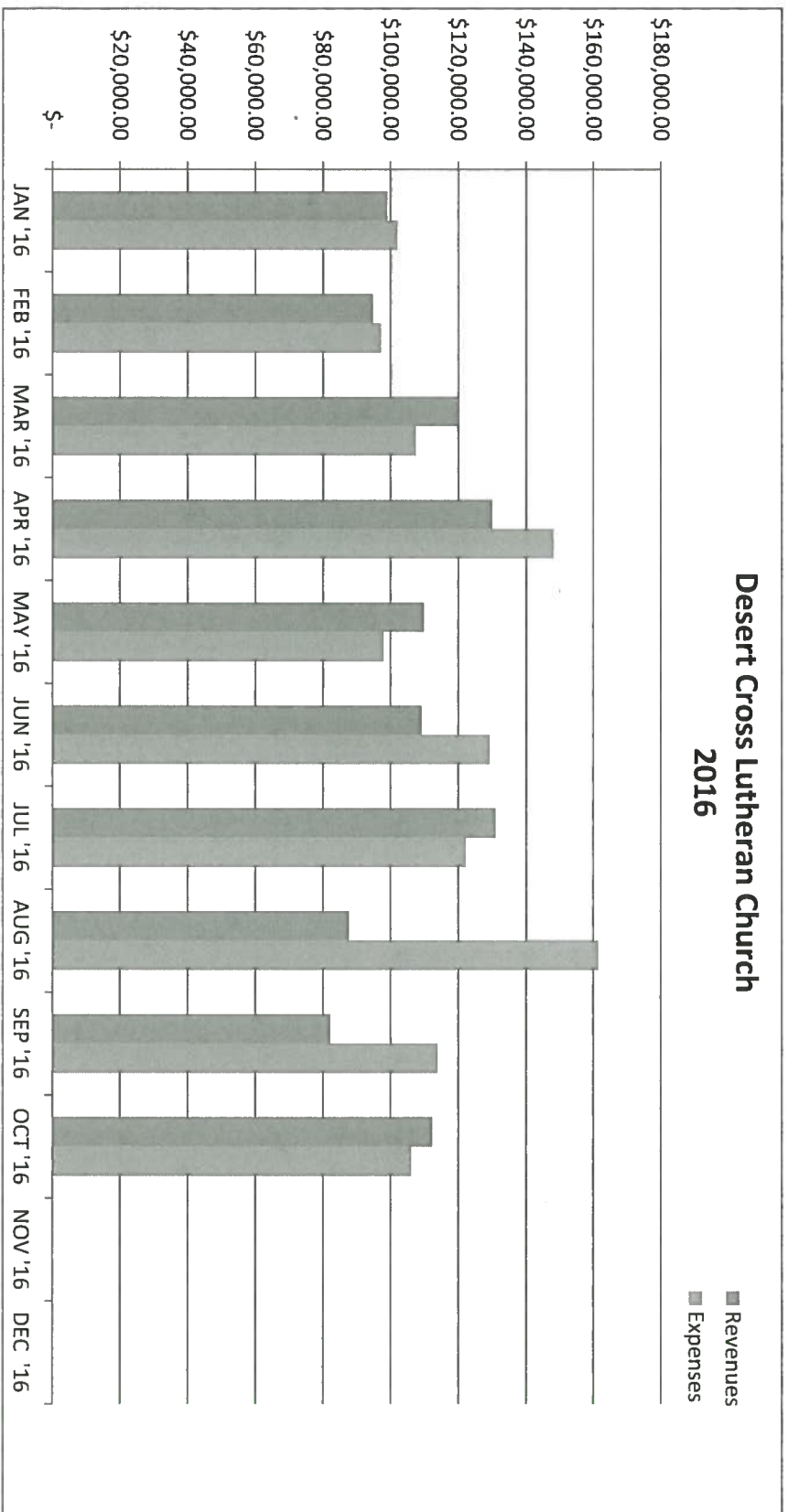
## 2016 YTD Revenue vs. Expenses

	JUL '16	AUG '16	SEP '16	OCT '16	NOV '16	DEC '16	YTD Total 2016	YTD 2015
	<b>Revenue</b>							
Mission & Service	\$ 68,089.91	\$ 62,283.31	\$ 61,451.11	\$ 86,872.18	\$ -	\$ -	\$ 709,948.84	\$ 640,023.50
Facilities	\$ 17,034.58	\$ 15,095.70	\$ 13,516.60	\$ 15,015.50	\$ -	\$ -	\$ 155,567.46	\$ 193,822.81
Hunger Jar/Outreach	\$ 2,058.78	\$ 2,836.18	\$ 403.26	\$ 3,793.56	\$ -	\$ -	\$ 26,430.26	\$ 29,252.66
Programs & Worship	\$ 1,735.74	\$ 735.00	\$ 2,094.45	\$ 858.57	\$ -	\$ -	\$ 51,255.20	\$ 37,463.61
Other	\$ 157.40	\$ 966.33	\$ 1,135.20	\$ 133.00	\$ -	\$ -	\$ 6,244.59	\$ 93,163.43
Special Gifts	\$ 1,203.33	\$ 2,665.00	\$ 563.33	\$ 683.33	\$ -	\$ -	\$ 57,106.15	\$ 5,831.00
Endowment In	\$ 35,188.38	\$ -	\$ -	\$ -	\$ -	\$ -	\$ 35,188.38	\$ -
Niche Sales	\$ 100.00	\$ 100.00	\$ 100.00	\$ 100.00	\$ -	\$ -	\$ 2,975.00	\$ 5,950.00
Rent	\$ 5,405.00	\$ 2,915.00	\$ 2,840.00	\$ 4,825.00	\$ -	\$ -	\$ 31,122.50	\$ 33,515.00
<b>Total Revenue</b>	<b>\$ 130,973.12</b>	<b>\$ 87,596.52</b>	<b>\$ 82,103.95</b>	<b>\$ 112,281.14</b>	<b>\$ -</b>	<b>\$ -</b>	<b>\$ 1,075,838.38</b>	<b>\$ 1,039,022.01</b>
<b>Expenses</b>								
Operations	\$ 15,313.81	\$ 10,030.03	\$ 12,499.04	\$ 12,969.67	\$ -	\$ -	\$ 114,225.89	\$ 126,884.06
Administration	\$ 3,595.78	\$ 2,605.45	\$ 1,616.11	\$ 2,506.34	\$ -	\$ -	\$ 37,268.00	\$ 26,985.48
Programs & Worship	\$ 8,278.54	\$ 2,868.27	\$ 3,528.76	\$ 3,494.50	\$ -	\$ -	\$ 63,368.21	\$ 69,481.09
Payroll	\$ 60,173.28	\$ 60,985.66	\$ 82,368.15	\$ 69,193.20	\$ -	\$ -	\$ 695,526.77	\$ 696,440.96
Other	\$ 998.10	\$ 45,529.56	\$ (259.92)	\$ -	\$ -	\$ -	\$ 47,202.96	\$ 50,803.21
Mortgages	\$ 7,627.66	\$ 7,627.66	\$ 7,627.66	\$ 7,627.66	\$ -	\$ -	\$ 76,701.96	\$ 77,340.00
Facilities	\$ 175.91	\$ 25,051.42	\$ 1,828.84	\$ 1,634.67	\$ -	\$ -	\$ 44,260.13	\$ 27,332.05
Endowment Out	\$ 19,600.00	\$ 3,375.00	\$ 1,000.00	\$ -	\$ -	\$ -	\$ 34,536.00	\$ -
Benevolence	\$ 3,220.93	\$ -	\$ 3,399.50	\$ 9,522.21	\$ -	\$ -	\$ 49,109.46	\$ 58,813.62
Mission and Service	\$ 3,172.69	\$ 3,412.14	\$ 375.00	\$ (713.63)	\$ -	\$ -	\$ 23,682.60	\$ 25,161.85
<b>Total Expenses</b>	<b>\$ 122,156.70</b>	<b>\$ 161,485.19</b>	<b>\$ 113,983.14</b>	<b>\$ 106,234.62</b>	<b>\$ -</b>	<b>\$ -</b>	<b>\$ 1,185,881.98</b>	<b>\$ 1,159,242.32</b>
Difference	\$ 8,816.42	\$ (73,888.67)	\$ (31,879.19)	\$ 6,046.52	\$ -	\$ -	\$ (110,043.60)	\$ (120,220.31)
2016 Giving Units	500	511	530	541	-	-	564	594
2015 Giving Units	498	510	539	549	564	583		

Last Updated by Doug: 11/02/16

**NOTES:** Mission and Service is a negative expense based on Benevolence + Hunger + Covenants - Seminary Refund  
Fund Giving Remains higher than last year, up again to about \$31K higher.  
Giving Units is now 8 less than last year.

## Desert Cross Lutheran Church 2016



# Desert Cross Lutheran Church

## 2016 YTD Revenue vs. Expenses

	JAN '16	FEB '16	MAR '16	APR '16	MAY '16	JUN '16	YTD 2016	YTD 2015
<b>Revenue</b>								
Mission & Outreach	\$ 75,503.86	\$ 68,729.32	\$ 79,618.64	\$ 68,869.50	\$ 73,942.33	\$ 64,588.68	\$ 431,252.33	\$ 393,913.06
Facilities	\$ 17,529.78	\$ 16,662.70	\$ 15,349.40	\$ 14,894.50	\$ 16,829.00	\$ 13,639.70	\$ 94,905.08	\$ 111,104.73
Hunger Jar/Outreach	\$ 3,044.64	\$ 2,143.20	\$ 2,214.49	\$ 2,824.24	\$ 2,681.04	\$ 4,430.87	\$ 17,338.48	\$ 14,682.46
Programs & Worship	\$ 1,854.30	\$ 1,276.80	\$ 3,508.93	\$ 9,972.50	\$ 7,862.51	\$ 21,356.40	\$ 45,831.44	\$ 31,828.58
Other	\$ 0.01	\$ 844.02	\$ 600.00	\$ 1,316.22	\$ 1,092.41	\$ -	\$ 3,852.66	\$ 42,916.43
Special Gifts	\$ -	\$ 555.00	\$ 15,564.96	\$ 27,859.54	\$ 5,418.33	\$ 2,593.33	\$ 51,991.16	\$ 5,076.00
Endowment In	\$ -	\$ -	\$ -	\$ -	\$ -	\$ -	\$ -	\$ -
Niche Sales	\$ 100.00	\$ 100.00	\$ 100.00	\$ 2,050.00	\$ 125.00	\$ 100.00	\$ 2,575.00	\$ 1,950.00
Rent	\$ 1,012.50	\$ 4,510.00	\$ 3,165.00	\$ 2,205.00	\$ 1,855.00	\$ 2,390.00	\$ 15,137.50	\$ 22,325.00
<b>Total Revenue</b>	\$ 99,045.09	\$ 94,821.04	\$ 120,121.42	\$ 129,991.50	\$ 109,805.62	\$ 109,098.98	\$ 662,883.65	\$ 623,796.26
<b>Expenses</b>								
Operations	\$ 13,314.14	\$ 10,024.08	\$ 8,380.19	\$ 11,051.07	\$ 10,568.96	\$ 10,074.90	\$ 63,413.34	\$ 73,668.31
Administration	\$ 3,304.43	\$ 2,974.29	\$ 4,663.80	\$ 7,603.90	\$ 2,802.57	\$ 5,595.33	\$ 26,944.32	\$ 19,586.73
Programs & Worship	\$ 1,998.44	\$ 1,372.67	\$ 4,443.37	\$ 10,208.56	\$ 3,263.04	\$ 23,912.06	\$ 45,198.14	\$ 47,133.78
Payroll	\$ 66,276.40	\$ 65,274.87	\$ 66,134.72	\$ 93,572.11	\$ 64,179.07	\$ 67,369.31	\$ 422,806.48	\$ 415,479.90
Other	\$ 650.06	\$ -	\$ 100.00	\$ -	\$ 85.16	\$ 100.00	\$ 935.22	\$ 23,065.38
Mortgages	\$ 7,734.00	\$ 7,734.00	\$ 7,734.00	\$ 7,734.00	\$ 7,627.66	\$ 7,627.66	\$ 46,191.32	\$ 46,404.00
Facilities	\$ 2,426.82	\$ 503.78	\$ 348.52	\$ 9,070.27	\$ 2,417.92	\$ 801.98	\$ 15,569.29	\$ 18,659.69
Endowment Out	\$ -	\$ 1,600.00	\$ -	\$ -	\$ 1,586.00	\$ 7,375.00	\$ 10,561.00	\$ -
Benevolence	\$ 5,701.89	\$ 5,701.89	\$ 10,696.66	\$ 3,768.53	\$ 3,400.73	\$ 3,697.12	\$ 32,966.82	\$ 43,638.20
Mission and Service	\$ 675.00	\$ 1,932.45	\$ 5,020.62	\$ 5,083.93	\$ 2,003.54	\$ 2,720.86	\$ 17,436.40	\$ 17,273.99
<b>Total Expenses</b>	\$ 102,081.18	\$ 97,118.03	\$ 107,521.88	\$ 148,092.37	\$ 97,934.65	\$ 129,274.22	\$ 682,022.33	\$ 704,909.98
<b>Difference</b>	\$ (3,036.09)	\$ (2,296.99)	\$ 12,599.54	\$ (18,100.87)	\$ 11,870.97	\$ (20,175.24)	\$ (19,138.68)	\$ (81,113.72)
2016 Giving Units	300	352	408	438	460	494	494	494
2015 Giving Units	285	343	378	421	446	490	490	490

Last Updated by Doug:

07/07/16

NOTES: Fund Giving Remains higher than last year, by just over \$20K.

Giving Units are now pretty much dead even, mostly due to programming fees I believe.

DESERT CROSS LUTHERAN CHURCH  
FINANCIAL REPORT

2016	REGULAR GIVING			OPERATING EXPENSES			SAVINGS/LOSS		
	Actual Dollars	Budgeted Dollars	Var to BD	Actual Dollars	Budgeted Dollars	Var to BD	Actual Dollars	Budgeted Dollars	Var to BD
January	\$ 96,000	\$ 92,000	\$ 4,000	\$ 103,667	\$ 91,000	\$ 12,667	\$ (7,667)	\$ 1,000	\$ (8,667)
February	\$ 93,571	\$ 91,000	\$ 2,571	\$ 94,211	\$ 97,000	\$ (2,789)	\$ (640)	\$ (6,000)	\$ 5,360
March	\$ 101,742	\$ 110,000	\$ (8,258)	\$ 94,163	\$ 95,000	\$ (837)	\$ 7,579	\$ 15,000	\$ (7,421)
<b>QTD</b>	<b>\$ 291,313</b>	<b>\$ 293,000</b>	<b>\$ (1,687)</b>	<b>\$ 292,041</b>	<b>\$ 283,000</b>	<b>\$ 9,041</b>	<b>\$ (728)</b>	<b>\$ 10,000</b>	<b>\$ (10,728)</b>
April	\$ 98,114	\$ 90,000	\$ 8,114	\$ 143,633	\$ 130,000	\$ 13,633	\$ (45,519)	\$ (40,000)	\$ (5,519)
May	\$ 104,700	\$ 102,000	\$ 2,700	\$ 94,105	\$ 102,000	\$ (7,895)	\$ 10,595	\$ -	\$ 10,595
June	\$ 105,450	\$ 103,000	\$ 2,450	\$ 119,703	\$ 110,000	\$ 9,703	\$ (14,253)	\$ (7,000)	\$ (7,253)
<b>QTD</b>	<b>\$ 308,264</b>	<b>\$ 295,000</b>	<b>\$ 13,264</b>	<b>\$ 357,441</b>	<b>\$ 342,000</b>	<b>\$ 15,441</b>	<b>\$ (49,177)</b>	<b>\$ (47,000)</b>	<b>\$ (2,177)</b>
July	\$ 94,666	\$ 78,000	\$ 16,666	\$ 102,153	\$ 95,000	\$ 7,153	\$ (7,487)	\$ (17,000)	\$ 9,513
August	\$ 84,132	\$ 90,000	\$ (5,868)	\$ 111,418	\$ 100,000	\$ 11,418	\$ (27,286)	\$ (10,000)	\$ (17,286)
September	\$ 81,061	\$ 91,000	\$ (9,939)	\$ 113,723	\$ 115,000	\$ (1,277)	\$ (32,662)	\$ (24,000)	\$ (8,662)
<b>QTD</b>	<b>\$ 259,859</b>	<b>\$ 259,000</b>	<b>\$ 859</b>	<b>\$ 327,294</b>	<b>\$ 310,000</b>	<b>\$ 17,294</b>	<b>\$ (67,435)</b>	<b>\$ (51,000)</b>	<b>\$ (16,435)</b>
October	\$ 108,483	\$ 102,000	\$ 6,483	\$ 107,509	\$ 104,000	\$ 3,509	\$ 974	\$ (2,000)	\$ 2,974
November	\$ -	\$ 115,000		\$ -	\$ 104,000				
December	\$ -	\$ 190,000		\$ -	\$ 111,000		\$ -		\$ -
<b>QTD</b>	<b>\$ 108,483</b>	<b>\$ 407,000</b>	<b>\$ 6,483</b>	<b>\$ 107,509</b>	<b>\$ 319,000</b>	<b>\$ 3,509</b>	<b>\$ 974</b>	<b>\$ (2,000)</b>	<b>\$ 2,974</b>
<b>YEAR TO DATE</b>	<b>\$ 967,919</b>	<b>\$ 1,254,000</b>	<b>\$ 18,919</b>	<b>\$ 1,084,285</b>	<b>\$ 1,254,000</b>	<b>\$ 45,285</b>	<b>\$ (116,366)</b>	<b>\$ (90,000)</b>	<b>\$ (26,366)</b>
<b>2016 BUDGET TOTAL</b>		<b>\$ 1,254,000</b>			<b>\$ 1,254,000</b>			<b>\$ -</b>	
<b>2016 PROJECTED TOTAL</b>		<b>\$ 1,272,919</b>			<b>\$ 1,299,285</b>			<b>\$ (26,366)</b>	

NOTES	Total	Adjustments	Actual \$	Description
January Inc.	\$ 99,045	\$ (3,045)	\$ 96,000	Hunger jars removed. There were 5 Sundays in January
Exp.	\$ 102,081	\$ 1,586	\$ 103,667	Software glitch...false report of \$ to depreciation schedule (added negative #).
February Inc.	\$ 94,821	\$ (1,250)	\$ 93,571	January Special Hunger Jar added (for Refugee) removed Feb Hungers and Soul to Sole
Exp.	\$ 97,118	\$ (2,907)	\$ 94,211	Added expensed Endowment money and World Hunger money back into expenses
March Inc.	\$ 120,121	\$ (18,380)	\$ 101,742	Special gifts were removed as were hunger jars
Exp.	\$ 107,522	\$ (13,359)	\$ 94,163	added 2 month's salary and hunger jar back in
April Inc.	\$ 129,992	\$ (31,877)	\$ 98,114	MOPS, Capital Funds, and hunger jars removed. Special Gifts were added back in.
Exp.	\$ 148,092	\$ (4,459)	\$ 143,633	added back in Hunger and Special Hunger Jars.
May Inc.	\$ 109,806	\$ (5,105)	\$ 104,700	Hunger Jars removed. Special Gifts and Capital Funds removed
Exp.	\$ 97,935	\$ (3,830)	\$ 94,105	Added back in HJ & SHJ. Added non DCLC expenses back in for MOPS and Women's
June Inc.	\$ 109,099	\$ (3,649)	\$ 105,450	Hunger Jars removed. Special Gifts and Capital Funds removed
Exp.	\$ 129,274	\$ (9,571)	\$ 119,703	Special Hunger Jar and Phantom Endowment Money added back in
July Inc.	\$ 130,973	\$ (36,307)	\$ 94,666	Hunger Jars removed. Special Gifts, Endowment and Capital Funds removed + Tax refund
Exp.	\$ 122,157	\$ (20,004)	\$ 102,153	Special Hunger Jar, Tax Refund, Capital Campaign, and Endowment added back in
August Inc.	\$ 87,597	\$ (3,465)	\$ 84,132	Hunger Jars removed. Special Gifts and Capital Funds removed
Exp.	\$ 161,485	\$ (50,067)	\$ 111,418	Special Hunger Jar, Construction payment and Endowment added back in
September Inc.	\$ 82,104	\$ (1,043)	\$ 81,061	Hunger Jars removed. Special Gifts and Capital Funds removed
Exp.	\$ 113,983	\$ (260)	\$ 113,723	Special Hunger Jar and Endowment added back in
October Inc.	\$ 112,281	\$ (3,799)	\$ 108,483	Hunger Jars and special gifts subtracted out
Exp.	\$ 106,235	\$ 1,275	\$ 107,509	H Jars, I-help, MOPS added back in. \$5,000.00 added as it was subtracted out ~ positive net
November Inc.	\$ -	\$ -	\$ -	
Exp.	\$ -	\$ -	\$ -	
December Inc.	\$ -	\$ -	\$ -	
Exp.	\$ -	\$ -	\$ -	
<b>YTD Income</b>	<b>\$ 1,075,838</b>	<b>\$ (107,920)</b>	<b>\$ 967,919</b>	
<b>YTD Expense</b>	<b>\$ 1,185,882</b>	<b>\$ (101,596)</b>	<b>\$ 1,084,286</b>	
<b>Profit/Loss</b>	<b>\$ (110,044)</b>		<b>\$ (116,367)</b>	

USE: This report is for Finance Committee to see Contributions vs. Expenses as they relate to the budget unfolding over the year. Notes above will explain difference to cash flow sheet.

**SUMMARY FIANCIAL REPORT  
2016**

Month	Regular Giving	Operating Expenses	Variance
	Actual Dollars	Actual Dollars	Actual Dollars
January	\$ 96,000	\$ 103,667	\$ (7,667)
February	\$ 93,571	\$ 94,211	\$ (640)
March	\$ 101,742	\$ 94,163	\$ 7,579
<b>1st Quarter</b>	<b>\$ 291,313</b>	<b>\$ 292,041</b>	<b>\$ (727)</b>
April	\$ 98,114	\$ 143,633	\$ (45,519)
May	\$ 104,700	\$ 94,105	\$ 10,595
June	\$ 105,450	\$ 119,703	\$ (14,253)
<b>2nd Quarter</b>	<b>\$ 308,264</b>	<b>\$ 357,441</b>	<b>\$ (49,177)</b>
July	\$ 94,666	\$ 102,153	\$ (7,487)
August	\$ 84,132	\$ 111,418	\$ (27,286)
September	\$ 81,061	\$ 113,723	\$ (32,662)
<b>3rd Quarter</b>	<b>\$ 259,859</b>	<b>\$ 327,294</b>	<b>\$ (67,435)</b>
October	\$ 108,483	\$ 107,509	\$ 974
November	\$ -	\$ -	\$ -
December	\$ -	\$ -	\$ -
<b>4th Quarter</b>	<b>\$ 108,483</b>	<b>\$ 107,509</b>	<b>\$ 974</b>
<b>Year To Date</b>	<b>\$ 967,919</b>	<b>\$ 1,084,285</b>	<b>\$ (116,365)</b>

Month's Order of Variance Dollars	
May	\$ 10,595
March	\$ 7,579
October	\$ 974
February	\$ (640)
July	\$ (7,487)
January	\$ (7,667)
June	\$ (14,253)
August	\$ (27,286)
September	\$ (32,662)
April	\$ (45,519)
November	\$ -
December	\$ -
<b>Shooting for Zero</b>	<b>\$ (116,366)</b>
	\$ -

USE: This report is for the Finance Committee and is a snapshot of the budget variance report aka Financial Report which is adjusted from the PNL called Revenue vs Expenses.

## DCLC Current Assets

2016 October

Assets	10/31/2016	9/30/2016	1/1/2016
<b>Current Liquid Assets</b>			
Cash Mission & Outreach (General)	\$ (141,946.28)	\$ (133,002.81)	\$ 8,000.00
Cash Restricted (M&O - General)	\$ 14,418.45	\$ 14,635.38	\$ 5,946.20
Gilbert Remodel Campaign Restricted	\$ 10,209.20	\$ 9,650.87	\$ -
Special Gifts (Lottes Fundraiser)	\$ -	\$ -	\$ -
Service and Outreach General	\$ (4,431.64)	\$ (5,181.64)	\$ -
Hunger Jar	\$ 1,657.54	\$ 3,219.44	\$ -
Special Hunger Jar	\$ 2,036.02	\$ 20.00	\$ -
Refugee Support	\$ 219.71	\$ 99.71	\$ 51.28
I-Help	\$ 752.86	\$ 944.79	\$ 894.79
Mothers of Preschoolers (MOPS)	\$ 3,025.82	\$ 3,339.82	\$ 3,005.48
Restricted Seminary Assistance	\$ 3,375.00	\$ -	\$ -
Pastor's Discretionary	\$ 361.11	\$ 361.11	\$ -
Prop Memorial Garden	\$ 2,410.00	\$ 2,760.00	\$ -
Facilities Fund (Property)	\$ 12,111.11	\$ 5,907.94	\$ 1.00
Facility Reserves/Gift	\$ 0.01	\$ 0.01	\$ 0.01
Prop Community Garden	\$ 5,000.00	\$ 5,000.00	\$ 5,000.00
Prop Campus Capital Campaign	\$ 4,755.65	\$ 4,755.65	\$ 5,210.45
Prop Restricted Land Sales	\$ 79,497.92	\$ 79,497.92	\$ 63,908.19
Facility Restricted (Property)	\$ 500.00	\$ 500.00	\$ 500.00
<b>Sub Total (Checking Account)</b>	<b>\$ (6,047.52)</b>	<b>\$ (7,491.81)</b>	<b>\$ 92,517.40</b>
MIF Investments (Property)	\$ 941.14	\$ 941.14	\$ 890.13
Brokerage (Property)	\$ 500.03	\$ 500.03	\$ 16,120.00
Savings Account for PayPal	\$ 100.03	\$ 100.03	\$ 100.01
Petty Cash (General)	\$ 100.00	\$ 100.00	\$ 100.00
<b>Total Current Assets (Other Accounts)</b>	<b>\$ (4,406.32)</b>	<b>\$ (5,850.61)</b>	<b>\$ 109,727.54</b>
<b>Long-Term Assets</b>			
Endowment Fund A	\$ 487,458.87	\$ 487,458.87	\$ 508,857.55
Endowment Checking (Chicago)	\$ 2,502.36	\$ 2,502.36	\$ 2,677.33
CHASE Endowment (Phoenix)	\$ 13,642.34	\$ 13,642.34	\$ 8,028.96
Total Long-term Assets	\$ 503,603.57	\$ 503,603.57	\$ 519,563.84
<b>Total Liquid and Long-term Assets</b>	<b>\$ 499,197.25</b>	<b>\$ 497,752.96</b>	<b>\$ 629,291.38</b>
Chart of Accounts	\$ (6,047.52)	\$ (7,491.81)	\$ 92,517.40
<b>Endowment's part of the Chart of Accounts</b>	<b>\$ 13,642.34</b>	<b>\$ 13,642.34</b>	<b>\$ 8,028.96</b>
<b>CHASE Checking Account Balance</b>	<b>\$ 7,594.82</b>	<b>\$ 6,150.53</b>	<b>\$ 100,546.36</b>